



Shikshan Prasarak Mandal's Pabal

**SHRI PADMAMANI JAIN ARTS & COMMERCE COLLEGE, PABAL**

Tal. Shirur, Dist. Pune. 412403 (Maharashtra)



**Cycle 2**

**Assessment and Accreditation**

**Criterion I**

**Curricular Aspects**



# Shri Padmamani Jain Arts & Commerce College, Pabal

Shikshan Prasarak Mandal's Pabal

Tal. Shirur, Dist. Pune - 412 403

Savitribai Phule Pune University, Affiliation No.I.D. No.PU/PN/AC/148/2000

Tel.Phone. 02138-292548

Fax No. 02138-292548

E.Mail i.d. spjcpabal@gmail.com

Website: www.spjcpabal.in

Dr. Sanjay Dagadu Ghodekar  
Principal  
M.A.M.Phil. Ph.D.  
Mo. No. 9970204160

NAAC ACCREDITED B+ GRADE(CGPA 2.54)

Ref. No. SPJC/NAAC/A


Date 10/05/2023

## DECLARATION


This is to declare that the information, reports, true copies of the supporting documents, numerical data etc. submitted/presented in this file is verified by Internal Quality Assurance Cell (IQAC) and is correct as per the records. This declaration is for the purpose of NAAC accreditation of HEI for 2<sup>nd</sup> cycle period 2017-18 to 2021-22.

Date 10 May 2023

Place: Pabal

  
Dr. Ganesh Sonawane  
IQAC Coordinator  
Co-ordinator  
IQAC  
Shri Padmamani Jain Arts  
and Commerce College  
Pabal, Tal. Shirur, Dist. Pune.



Dr. Sanjay Ghodekar  
Principal  
  
PRINCIPAL  
Shri Padmamani Jain  
Arts & Commerce College  
Pabal, Tal. Shirur, Dist. Pune. 412403

**Shikshan Prasarak Mandal Pabal****Shri Padmamani Jain Arts and Commerce College Pabal****Tal- Shirur, Dist- Pune**

**1.4.1: Institution obtains feedback on the academic performance and ambience of the institution from various stakeholders, such as Students, Teachers, Employers, Alumni etc. and action taken report on the feedback is made available on institutional website**

**INDEX**

<b>Sr. No.</b>	<b>Academic Year</b>
<b>1.</b>	<b>2017-18 Feedback Analysis Report</b>
<b>2.</b>	<b>2018-19 Feedback Analysis Report</b>
<b>3.</b>	<b>2019-20 Feedback Analysis Report</b>
<b>4.</b>	<b>2020-21 Feedback Analysis Report</b>
<b>5.</b>	<b>2021-22 Feedback Analysis Report</b>

## **Analysis Report on Feedback 2017-18**

From  
The Feedback Committee 2017-18  
Shri Padmamani Jain Arts &  
Commerce College, Pabal  
Date-27/04/2018

To,  
The Principal/ IQAC Coordinator,  
Shri Padmamani Jain Arts & Commerce College, Pabal

Subject- Submission of the Feedback Analysis Reports of the Academic  
Year 2017-18


Sir,

In the academic year 2017-18, the Feedback Committee collected the feedback from various stakeholders (Students, Teachers, Alumni and Parents). The committee analyzed the feedback according to the responses received by them.

Accordingly the Feedback Committee is submitting the reports to the concern authority for further action.

Kindly accept the same and take necessary action.

  
Dr. Sarika Bhagat

  
Prof. Shilpa Shete

**ANALYSIS OF THE FEEDBACK FROM STUDENTS ABOUT THE COLLEGE  
INFRASTRUCTURE A.Y.2017-18**

During the academic year 2017-18, feedback was taken from the students regarding the infrastructural facilities in the college. This feedback was divided into four sections. It is as follows:

- 1) Library - 25 to 45 percent students have given response as "Excellent" regarding library, while 10 to 45 percent students have given response as "Very Good" . No student has responded as "poor" to this facility.
- 2) Sports - According to the feedback given by the students, 30 to 40 percent of the students have given response as "Excellent" , 25 to 40 percent of the students have given response as "Very Good" and 20 to 30 percent of the students have given response as "Good." No student has responded as "poor" about to facility.
- 3) Office - 25 to 30 percent of students have given response as "Excellent", 20 to 40 percent of students have given response as "Very Good", 15 to 35 percent of students have given "good " feedback, while No student has responded as "poor" to this facility.
- 4) Others - In other, 25 to 40 percent of students have given response as "Excellent", 15 to 40 percent students have given response as "Very Good", and 15 to 35 percent students have given "good " feedback .No student has responded as "poor" to this facility.

The above feedback is calculated based on the average of the feedback given by the students of all the classes.

  
Dr. Sarika Bhagat

  
Asst. Prof. Shilpa Shete





### ANALYSIS OF THE FEEDBACK ABOUT TEACHERS FROM STUDENTS A.Y.2017-18

Feedback form filled by students for the academic year 2017 – 18. evaluating faculty. Based on this feedback form B. A. and B.Com. The students of these classes evaluated the teachers of all the subjects taught to them. This report has been prepared by taking the average of the total evaluation done by these students. Accordingly, the students have been evaluated in the following manner.

1. 60 to 70 percent of the students said excellent and 40 percent students said very good about **punctuality and regularity**. No student has responded as “poor” to this question.
2. Regarding **Command over the Subject**, 75 to 80 percent of the students said that it was excellent and 20 percent of the students said that it was very good. No student has responded as “poor” to this question
3. Regarding **Effectiveness in Teaching**, 70 to 80 percent of the students said that it was excellent and 20 percent of the students said that it was very good. No student has responded as “poor” to this question
4. Regarding **Completion of syllabus in Time**, 55 to 60 percent students said excellent and 40 percent students said very good . No student has responded as “poor” to this question.
5. Around 85 to 90 percent of students have given feedback as excellent and 100 percent of students have given feedback about **Teachers Knowledge about applications of the subject** as very good . No student has responded as “poor” to this question.
6. Regarding **Readiness for extra Lectures**, 58 to 62 percent of students have given excellent feedback and 32 percent of students have given very good feedback. No student has responded as “poor” to this question
7. Regarding **Willingness to guide students**, 65 to 70 percent students have given feedback as excellent and 30 percent students have given feedback as very good. No student has responded as “poor” to this question
8. Availability to solve the problems 75 to 80 percent students have given feedback as excellent and 20 percent students have given feedback as very good . No student has responded as “poor” to this question.
9. Use of innovative teaching methods 75 to 80 percent students have given feedback as excellent and 40 percent students have given feedback as excellent. No student has responded as “poor” to this question.
- 10) **Regarding Fluency of medium**, 55 to 60 percent students have given excellent feedback and 40 percent students have given excellent feedback No student has responded as “poor” to this question.
- 11) Overall impression, despite drawbacks, if any 55 to 60 percent of students have given excellent feedback and 40 percent of students have given excellent feedback. No student has given poor feedback

Dr. Sarika Bhagat

ASst. Prof. Shilpa Shete



### ANALYSIS OF THE FEEDBACK FROM TEACHERS A.Y.2017-18


During the academic years 2017-18, the feedback forms were filled by the teachers of the college. Accordingly:

- 1) Is the curriculum design conducive to skill development and employability of students? Regarding this question, 27% of the teachers strongly agree, 73% of the teachers have expressed their opinion as Agree.
- 2) Does the course taught in college improve our knowledge and attitudes? On this question, 33% percent of the teachers said strongly agree and 67% agreed.
- 3) Are the objectives of the course properly explained? 47% of the teachers strongly were agree and 53% of the teachers strongly agree.
- 4) Is the curriculum taught in the college a good match between the theory and usefulness? On this question, 33% of the teachers were strongly agree, 53% of the teachers agree, while 14% of the teachers disagree.
- 5) 47% teachers strongly agree, 47% teachers agree, and 6% teachers were disagree on the question whether the college administration cooperates.
- 6) On the question of whether the necessary facilities are available in the college, 47% of the teachers were strongly agree, 40% of the teachers agree, and 13% of the teachers disagree.
- 7) Are basic facilities available in 20 percent colleges? On this question, 47% of the teachers were strongly agree, 47% of the teachers agree, and 6% of the teachers disagree.
- 8) On the question whether the ICT facilities in the college are adequate and satisfactory, 33% of the teachers were strongly agree, 54% of the teachers agree, and 13% of the teachers disagree.
- 9) Are library facilities available? On this question, 47% of the teachers were strongly agree, 53% of the teachers have expressed their opinion as Agree.
- 10) Is separate space available for college teachers? On this question, 80% of the teachers were strongly agree, 20% of the teachers have expressed their opinion as Agree.
- 11) Does the college give full freedom to faculty to introduce new teaching techniques or strategies? On this question, 67% of the teachers were strongly agree, 33% of the teachers strongly agree.
- 12) Does the college provide adequate opportunities and support to faculty to improve their skills and qualifications? 67% of faculty was strongly agree, 33% of faculty was strongly agree.

Dr. Sarika Bhagat

ASST. P. T. Shilpa Shete





**Shikshan Prasarak Mandal's**  
**Shri Padmamani Jain Arts and Commerce College Pabal**  
**Tal-Shirur ,Dist-Pune 412403**

**Evaluation of college by Alumni 2017-18**

*Report*

Sr. no	Quations	Total	Excellen nt	good	Average	%of Excellent	%of good	%of Average
1	Your opinion og the College	19	1	14	1	5 %	79 %	21 %
2	Infrasture of the College	19	3	15	0	16 %	79 %	05 %
3	Your opinion about the faculty of the College	19	4	15	4	21 %	79 %	21 %
4	Canteen Facilities	19	3	12	4	16 %	63 %	21 %
5	Library Facilities	19	5	10	4	26 %	53 %	26 %
6	Office Staff	19	8	6	5	42 %	32 %	11 %
7	Admission procedure	19	7	10	2	37 %	53 %	26 %
8	Overall rating of the College	19	2	12	5	11 %	63 %	26 %
9	Guidenece from College for starting new buissnss	19	6	13	0	32 %	68 %	00 %
10	Duidence from Professors of the College	19	11	7	1	58 %	37 %	05 %
11	Role of the College in your Personality development	19	11	8	0	58 %	42 %	00 %

*Sarika Bhagat*  
 Dr. Sarika Bhagat

*Shilpa Shete*

Asst. Prof. Shilpa Shete



### Parents Feedback Report 2017-18

In Academic Year 2017-18, 97 parents filled the feedback form. In that their Suggestions were as below.

- 1) Teaches should take lectures in time.
- 2) Saint literature should be available in the library.
- 3) There should be bus facility up to the college.
- 4) There should be discipline in the college.
- 5) More facilities should be available in the gymnasium.
- 6) Different courses are also available in the college apart from regular education should be. etc. instructions. Parents expressed their satisfaction regarding the functioning of the college, student personality development, teaching methods and hard work of the teachers.

Dr. Sarika Bhagat

Asst. Prof. Shilpa Shete

## **Analysis Report on Feedback 2018-19**

From  
The Feedback Committee 2018-19  
Shri Padmamani Jain Arts &  
Commerce College, Pabal  
Date- 18/03/2019

To,  
The Principal/ IQAC Coordinator,  
Shri Padmamani Jain Arts & Commerce College, Pabal

Subject- Submission of the Feedback Analysis Reports of the Academic  
Year 2018-19

Sir,

In the academic year 2018-19, the Feedback Committee collected the feedback from various stakeholders (Students, Teachers, Alumni and Parents). The committee analyzed the feedback according to the responses received by them.

Accordingly the Feedback Committee is submitting the reports to the concern authority for further action.

Kindly accept the same and take necessary action.



Dr. Sarika Bhagat



Dr. Shilpa Shete




### College and College Facilities Feedback Report 2018-19

During the academic year 2018-19, feedback was taken from the students **regarding the college and college facilities**. This feedback was divided into four sections. It is as follows.

- 1) **Library** – 70 to 90 percent students have given very excellent feedback regarding library, while 10 to 15 percent students have given excellent feedback. No student has given poor feedback.
- 2) **Games** - According to the feedback given by the students, 60 to 70 percent students have given very excellent feedback, 5 to 25 percent students have given excellent feedback and 10 to 15 percent students have given good feedback. No student has given such poor feedback.
- 3) **Office** - 60 to 70 percent students have given excellent feedback, 5 to 20 students have given very excellent feedback and 5 to 10 percent students have given good feedback. No student has given such poor feedback.
- 4) **Others** - In other 60 to 75 percent very excellent 10 to 20 percent students excellent. 10 students have given good feedback. Poor feedback Not given by any student.

The above feedback is the feedback given by the students of all classes is averaged.

  
Dr. Sarika Bhagat

  
Asst. Prof. Shilpa Shete



### A Report on Feedback of Student about Teachers 2018-19

For the academic year 2018-19, the feedback form filled by the student to evaluate the faculty, based on this feedback form, B. A. and B.Com. The students of this class evaluated the teachers of all the subjects taught by them. This report is made here by taking the average of the total evaluation done by this student.

- 1) **Regarding Punctuality & regularity**, 56 to 72 percent of the students said very excellent and 52 percent students said excellent. No student has given poor feedback.
- 2) **Regarding Command over the Subject**, 72 to 76 percent of the students said that it was very excellent and 16 percent of the students said that it was excellent. No student has given poor feedback.
- 3) **Regarding Effectiveness in Teaching** 72 to 80 percent of the students said very excellent and 12 percent students said excellent. No student has given poor feedback.
- 4) **Regarding Completion of syllabus in Time**, 64 to 68 percent of the students said that it was very excellent and 20 percent of the students said that it was excellent. So no student has given poor feedback.
- 5) **About teachers knowledge about applications of the subject**, 65 percent to 85 percent of students gave very excellent feedback and 10 percent students gave excellent feedback. So none of the students have given feedback as inferior.
- 6) **Regarding Readiness for extra lectures** 75 to 85 percent of students have given feedback as very excellent and 10 percent of students have given feedback about Readiness for extra Lectures. No student has given poor feedback.
- 7) **Willingness to guide students** 65% to 85% students are given very excellent and 10% students are excellent feedback has been given. any student not given feedback that is poor
- 8) 75 to 90 percent of students have given very excellent feedback and 10 percent of students have given excellent feedback **regarding Availability to solve the problems**. No student has given poor feedback.
- 9) **Regarding Use of innovative teaching methods** (use of different teaching methods), 70 percent to 90 percent students have given feedback as very excellent and 05 percent students have given excellent feedback. No student has given poor feedback.




10) **Fluency of medium** 75 to 90 percent of students have given feedback as very excellent and 05 percent of students have given feedback as excellent. No student has given feedback as poor.

11) **Overall impression**, despite drawbacks, if any 55 to 75 percent students have given very excellent feedback and 25 percent students have given excellent feedback. No student feedback has been given as negative.

Dr. Sarika Bhagat

Aast. Prof. Shilpa Shete



### Analysis of the feedback by Teachers 2018-19

During the academic year 2018-19, feedback forms were taken from 19 Teachers of the college. In it, the Teachers gave feedback like this.

- 1) Is the structure of the curriculum creating skills and employability of the students? Regarding this question 14 Teachers agreed, 1 Teachers voted more agree.
- 2) 15 Teachers agreed, 3 Teachers most agreed and 10 Teachers disagreed about the question that the course taught in the college improves our knowledge, interests and attitudes.
- 3) 15 Teachers agreed, 4 Teachers gave their opinion that the objectives of the course are explained in a suitable manner.
- 4) The curriculum taught in the college is a proper blend of theory and practicality 12 Teachers agree, 3 Teachers more agree, 4 Teachers disagree.
- 5) Is the college administration cooperative? In this, 5 Teachers agreed, 10 Teachers agreed more, 4 Teachers disagreed.
- 6) Are the necessary facilities available in the college? 8 Teachers agreed, 6 More Teachers agreed, 5 Teachers disagreed.
- 7) Are basic facilities available in the college? 7 Teachers agreed, 10 Teachers Most agreed, 2 Teachers disagreed.
- 8) 2 Teachers agreed, 12 Teachers more agreed, 5 Teachers disagreed that ICT facilities in the college are adequate and satisfactory.
- 9) 6 Teachers agreed, 13 Teachers voted more agree that library facilities are available.
- 10) 7 Teachers agreed, 7 Teachers more agreed, 1 Teachers r disagreed that separate space is available for teachers in the college.
- 11) 11 Teachers agree, 8 Teachers agree more that the college has given full freedom to the Teachers to adopt new teaching techniques.
- 12) Adequate opportunities for college Teachers to improve their skills and qualifications. And supports 11 Teachers agree, 7 Teachers more agree, 1 Teachers disagrees.

Dr. Sarika Bhagat

Asst. Prof. Shilpa Shete





Shikshan Prasarak Mandal's

Shri Padmamani Jain Arts and Commerce College Pabal

Tal-Shirur ,Dist-Pune 412403

Evaluation of college by Alumni 2018-19

## Report

Sr. no	Quations	Total	Excellent	good	Average	%of Excellent	%of good	%of Average
1	Your opinion og the College	26	2	20	4	8 %	77 %	15 %
2	Infrastructure of the College	26	8	17	1	31 %	65 %	04 %
3	Your opinion about the faculty of the College	26	2	19	5	8 %	73 %	19 %
4	Canteen Facilities	26	4	17	5	15 %	65 %	19 %
5	Library Facilities	26	8	16	2	31 %	62 %	08 %
6	Office Staff	26	3	20	3	12 %	77 %	12 %
7	Addmission procedure	26	4	13	9	15 %	50 %	35 %
8	Overall rating of the College	26	5	18	3	19 %	69 %	12 %
9	Guidence from College for starting new buisssns	26	7	18	1	27 %	69 %	04 %
10	Duidence from Professors of the College	26	5	17	4	19 %	65 %	15 %
11	Role of the College in your Personality development	26	4	18	4	15 %	69 %	15 %

Dr. Sarika Bhagat

Asst. Prof. Shilpa Shete



### A Report on the Feedback by Parents 2018-19

In the academic year 2018- 19, 101 parents filled the feedback form . Their suggestions are as follows-

- 1 Teachers should monitor students individually and not collectively.
- 2 The college premises should have a protection wall so that outside students will not be able to come to college.
- 3 The library should have more than one book available at a time.
- 4 Gymkhana department should have facilities for students to exercise and for that students should have some time in their schedule.

A handwritten signature in blue ink, appearing to read "Sarika Bhagat".

Dr. Sarika Bhagat

A handwritten signature in blue ink, appearing to read "Shilpa Shete".

Asst. Prof. Shilpa Shete

## **Analysis Report on Feedback 2019-20**




## Analysis of the Feedback by students About College and College facilities

2019-20

During the academic year 2019-20, feedback was taken from the students regarding the college and the facilities in the college. This feedback was divided into four sections. It is as follows.

- 1) **Library** - 22 to 47 percent students have given very excellent feedback regarding library, while 12 to 49 percent students have given excellent feedback. No student has given poor feedback.
- 2) **Sports** - According to the feedback given by the students, 34 to 44 percent of the students have given very excellent feedback, 20 to 30 percent of the students have given excellent feedback and 15 to 26 percent of the students have given good feedback. No student has given such poor feedback.
- 3) **Office** - 21 to 33 percent students have given very excellent feedback, 20 to 36 percent students have given excellent feedback and 20 to 42 percent students have given good feedback. No students have given close feedback.
- 4) **Other** - In other, 28 to 44 percent of students gave very excellent feedback, 20 to 45 percent students gave excellent feedback and 15 to 28 percent students gave good feedback. No student has given such poor feedback. The above feedback is the feedback given by the students of all classes is averaged.

  
Dr. Sarika Bhagat


  
Asst. Prof. Shilpa Shete



### Feedback From Students about the Teachers 2019-20

For the academic year 2019-20 the feedback forms were filled by the student to evaluate the faculty. Based on this feedback form B. A. and B.Com. The students in this class evaluated the teachers of all the subjects they were teaching. This report has been prepared by taking the average of the total evaluation done by these students. Accordingly, the students have been evaluated in the following manner.

- 1) **Regarding Punctuality & regularity**, 67 to 74 percent of the students said very excellent and 20 percent students said excellent. No student has given poor feedback.
- 2) **About Command over the Subject**, 53 to 60 percent of the students said that it was very excellent and 34 percent of the students said that it was excellent. So none of the students have given feedback as inferior.
- 3) **about Effectiveness in Teaching** 68 to 54 percent of the students are very excellent and 34 percent of the students are excellent. No student has given poor feedback.
- 4) **Regarding Completion of syllabus in Time**, 53 to 60 percent of the students said that it was very excellent and 47 percent of the students said that it was excellent. No student has given poor feedback.
- 5) **Teachers Knowledge about applications of the Subject** 60 to 67 percent of students have given feedback as very excellent and 40 percent of students have given feedback as excellent. No faculty feedback has been given as poor.
- 6) **Regarding Readiness for extra Lectures** (teachers' eagerness to take more hours), 47 to 60 percent students have given very excellent feedback and 34 percent students have given excellent feedback. So no feedback has been given by any student which is inferior.
- 7) **Willingness to guide students** 52 percent to 54 percent of the students are excellent and 34 percent of the students are very excellent In knowledge perspective Feedback form Give feedback as follows. Is it generating growth and employment? Excellent feedback has been given. No student has given poor feedback.
- 8) 75 to 80 percent of students have given very excellent feedback and 26 percent of students have given excellent feedback **regarding Availability to solve the problems**. No students has given 'poor' feedback.



9) **About Use of innovative teaching methods** (use of different teaching methods), 53 percent of students gave very excellent feedback and 34 percent of students gave excellent feedback. No student has given poor feedback.

10) **Regarding Fluency of medium**, 40 to 53 percent of students have given feedback as very excellent and 27 percent of students have given feedback as excellent. So no student has given poor feedback..

11) **Overall impression, despite drawbacks, if any** 40 to 46 percent of students have given very excellent feedback and 34 percent of students have given excellent feedback. No student has given poor feedback.

A handwritten signature in blue ink, appearing to read "S. Bhagat".

Dr. Sarika Bhagat

A handwritten signature in blue ink, appearing to read "Shilpa Shete".

Asst.Prof. Shilpa Shete




### Faculty Feedback Report 2019-20

In the year 2020-21, filled the feedback form for faculty recruitment in the college. A total of 20 Teachers filled the feedback form. Accordingly, the analysis is as follows-

- 1) Is the curriculum design conducive to skill development and employability of students? To this question, 25% of Teachers are strongly angry, while 75% of Teachers are angry, opined that..
- 2) Does the curriculum taught in college improve our knowledge and attitudes? come on On top of that, 40% of Teachers strongly agree, while 60% strongly agree.
- 3) Are the objectives of the course properly explained? 40% on this the Teachers strictly fought strongly agree, 60% of the Teachers are of the opinion that agree.
- 4) Is the course taught in the college a proper coordination of round usefulness? come on On top of that, 30% of Teachers are strongly angry. 55% of Teachers are angry. An opinion has been expressed. Whereas 15% of the Teachers have expressed DisAngry.
- (5) 50% of faculty strongly agree, on whether the college administration is cooperative. Agree, 45% of the Teachers are agree, while 05% of the Teachers are Disagree.
- 6) Are the necessary facilities available in the college? On this question, 65% of Teachers strongly disagree, 35% of Teachers agree.
- 7) Are basic facilities available in 20 percent colleges? On this question 47% of Teachers strongly agree, 47% of Teachers are angry and 6% of Teachers disagree.
- 8) Are the ICT facilities in the college adequate and satisfactory? On this question, 45% of the Teachers strongly agree, while 55% of the Teachers are angry.
- 9) Are library facilities available? On this question, 65% of the Teachers strongly agreed, 35% of Teachers are angry.
- (10) Is separate space available for college teachers? 70% of Teachers on this question. strongly agree, 30% of the Teachers have expressed the opinion as Agree.
- 11) Does the college give full freedom to faculty to introduce new teaching techniques or strategies? On this question, 75% of the Teachers strongly agree. 25% of the Teachers strongly agree.
- 12) Does the college provide adequate opportunities and support for faculty to improve their skills and qualifications? On this question, 75% of the Teachers strongly agree, 05% of the Teachers are angry.

Dr. Sarika Bhagat

Asst. Prof. Shilpa Shete



**Shikshan Prasarak Mandal's**  
**Shri Padmamani Jain Arts and Commerce College Pabal**  
**Tal-Shirur , Dist-Pune. 412403**

**Evaluation of college by Alumni 2019-20**

Sr. no	Questions	Total	Excellent	good	Average	%of Excellent	%of good	%of Average
1	Your opinion of the College	31	7	21	3	23 %	68 %	10 %
2	Infrastrure of the College	31	9	20	2	29 %	65 %	06 %
3	Your opinion about the faculty of the College	31	5	21	5	16 %	68 %	16 %
4	Canteen Facilities	31	7	19	5	23 %	61 %	16 %
5	Library Facilities	31	8	19	4	26 %	61 %	13 %
6	Office Staff	31	3	19	9	10 %	61 %	29 %
7	Admission procedure	31	4	16	11	13 %	52 %	35 %
8	Overall rating of the College	31	15	11	5	48 %	35 %	16 %
9	Guidance from College for starting new business	31	13	14	4	42 %	42 %	13 %
10	Guidance from Professors of the College	31	14	11	6	45 %	36 %	19 %
11	Role of the College in your Personality development	31	13	12	6	42 %	39 %	19 %

*(Signature)*

Dr. Sarika Bhagat

*(Signature)*

Asst. Prof. Shilpa Shete



From  
The Feedback Committee 2019-20  
Shri Padmamani Jain Arts &  
Commerce College, Pabal  
Date-23/04/2020

To,  
The Principal/ IQAC Coordinator,  
Shri Padmamani Jain Arts & Commerce College, Pabal


Subject- Submission of the Feedback Analysis Reports of the Academic  
Year 2019-20

Sir,

In the academic year 2019-20, the Feedback Committee collected the feedback from various stakeholders (Students, Teachers, Alumni and Parents). The committee analyzed the feedback according to the responses received by them.

Accordingly the Feedback Committee is submitting the reports to the concern authority for further action.

Kindly accept the same and take necessary action.



Dr. Sarika Bhagat



Dr. Shilpa Shete

# **Analysis Report on Feedback**

## **2020-21**

Ana

R

From  
The Feedback Committee 2020-21  
Shri Padmamani Jain Arts &  
Commerce College, Pabal  
Date-24/04/2021

To,  
The Principal/ IQAC Coordinator,  
Shri Padmamani Jain Arts & Commerce College, Pabal

Subject- Submission of the Feedback Analysis Reports of the Academic  
Year 2020-21

Sir,

In the academic year 2020-21, the Feedback Committee collected the feedback from various stakeholders (Students, Teachers, Alumni and Parents). The committee analyzed the feedback according to the responses received by them.

Accordingly the Feedback Committee is submitting the reports to the concern authority for further action.


Kindly accept the same and take necessary action.



Dr. Sarika Bhagat



Dr. Shilpa Shete



## College and College Facilities Feedback Report 2020-21

During the academic year 2020-21, feedback was taken from the students regarding the college and the facilities in the college. This feedback was divided into four sections. It is as follows

- 1) **Library** - 38 to 40 percent of students have given very excellent feedback regarding library, while 32 to 36 percent students have given excellent feedback. No student has given poor feedback.
- 2) **Sports** - According to the feedback given by the students, 28 to 42 percent of the students have given veryexcellent feedback, 24 to 39 percent of the students have given excellent feedback and 20 to 22 percent of the students have given good feedback. No student has given such poor feedback.
- 3) **Office** -34 to 44 percent students in the feedback given regarding the office very Excellent, 27 to 42 percent students have given excellent feedback and 24 to 27 percent students have given good feedback. So poor feedback from any student not given.
- 4) **Other** In this 38 to 43 percent veryexcellent, 29 to 34 percent excellent students While 16 to 32 percent students have given good feedback. So inferior Feedback is not given by any student. The above feedback is based on the average of the feedback given by the students of all the classes is removed.

Dr. Sarika Bhagat

Dr Shilpa Shete



### Feedback From Student on Faculty 2020-21

A feedback form were filled by the students for the academic year 2020-21 evaluating the faculty. Based on the feedback form B. A. and B.Com. The students of this class evaluated the teachers of all the subjects taught by them. This report has been prepared by taking the average of the total evaluation done by these students. Accordingly the analysis is as follows -

- 1) **Regarding Punctuality & regularity**, 62 to 69 percent of the students said very excellent and 24 to 28 percent students said excellent. No student has given poor feedback.
- 2) **About Command over the Subject**, 52 to 67 percent of the students said that it was very excellent and 37 percent of the students said that it was excellent. No student has given poor feedback.
- 3) **Effectiveness in Teaching**, 58 to 68 percent of the students said very excellent and 38 percent students said excellent. SoNo student has given poor feedback.
- 4) **Completion of syllabus in Time** 58 to 64 percent of the students said very excellent and 37 percent students said excellent. No student has given poor feedback.
- 5) **About Teachers Knowledge about applications of the Subject**, 64 percent to 72 percent of students have given feedback as very excellent and 30 percent of students have given feedback as excellent. No student has given poor feedback.
- 6) **Regarding Readiness for extra Lectures** (eagerness of teachers to take more hours), 66 to 72 percent students have given very excellent feedback and 30 percent students have given excellent feedback. No student has given poor feedback.
- 7) **Regarding Willingness to guide students**, 37 percent to 61 percent students are very excellent and 56 percent students are excellent. Excellent feedback has been given. No student has given feedback as poor.



8) **Fluency of medium** 55 to 64 percent students have given very excellent feedback and 48 percent students have given feedback as excellent. No student has given feedback as poor.

9) **Overall impression**, despite drawbacks, if any 67 to 71 percent of students have given very excellent feedback and 38 percent of students have given excellent feedback. No student has given poor feedback.

Dr. Sarika Bhagat

Dr. Prof. Shilpa Shete



### Teacher Feedback Report - 2020-21

- 1) **Is the curriculum design conducive to skill development and employability of students?** To this question, 02 Teachers are strongly agree, 12 Teachers are agree.
- 2) **Does the curriculum taught in college improve our knowledge and attitudes?** To this question, 03 Teachers are strongly agree, 11 Teachers are agree.
- 3) **Are the objectives of the course properly explained?** To this question, 04 Teachers are strongly agree, 09 Teachers are agree and 01 teacher disagree.
- 4) **Is the course taught in the college a proper coordination of round usefulness?** To this question, 03 Teachers are strongly agree, 08 teachers are angry and 03 disagree.
- (5) 09 teachers agree, on **whether the college administration is cooperative.** 05 Teachers disagree.
- 6) **Are the necessary facilities available in the college?** To this question, 10 Teachers are strongly agree, 04 Teachers are agree.
- 7) **Are basic facilities available in colleges?** To this question, 05 Teachers are strongly agree, 09 Teachers are agree.
- 8) **Are the ICT facilities in the college adequate and satisfactory?** To this question, 03 Teachers are strongly agree, 9 Teachers are agree 02 teachers are disagree.
- 9) **Are library facilities available? On this question,** To this question, 07 Teachers are strongly agree, 07 Teachers are agree.
- (10) **Is separate space available for college teachers?** To this question, 03 Teachers are strongly agree, 09 Teachers are agree, 02 disagree.
- 11) **Does the college give full freedom to faculty to introduce new teaching techniques or strategies?** On this question, 09 of the Teachers strongly agree. 05 of the Teachers strongly agree.
- 12) **Does the college provide adequate opportunities and support for faculty to improve their skills and qualifications?** To this question, 10 Teachers are strongly agree, 04 Teachers are agree.

Dr. Sarika Bhagat

Dr. Shilpa Shete



**Shikshan Prasarak Mandal's**  
**Shri Padmamani Jain Arts and Commerce College Pabal**  
**Tal-Shirur ,Dist-Pune 412403**

**Evaluation of college by Alumni 2020 – 21**

**Report**

Sr. no	Questions	Total	Excellent	good	Average	%of Excellent	%of good	%of Average
1	Your opinion of the College	25	8	15	2	32 %	60 %	08 %
2	Infrastrure of the College	25	9	14	2	36 %	56 %	08 %
3	Your opinion about the faculty of the College	25	16	9	0	64 %	36 %	00 %
4	Canteen Facilities	25	12	4	7	48 %	16 %	28 %
5	Library Facilities	25	14	8	3	56 %	32 %	12 %
6	Office Staff	25	10	07	8	40 %	28 %	32 %
7	Admission procedure	25	8	16	1	32 %	64 %	4 %
8	Overall rating of the College	25	15	9	1	60 %	36 %	4 %
9	Guidance from College for starting new business	25	13	10	2	52 %	40 %	8 %
10	Guidance from Professors of the College	25	17	8	0	68 %	32 %	00 %
11	Role of the College in your Personality development	25	13	10	2	52 %	40 %	08 %

  
**Dr. Sarika Bhagat**

  
**Dr. Shilpa Shete**



# **Analysis Report on Feedback**

**21-22**

Ana

R.



From  
The Feedback Committee 2021-22  
Shri Padmamani Jain Arts &  
Commerce College, Pabal  
Date-24/06/2022

To,  
The Principal/ IQAC Coordinator,  
Shri Padmamani Jain Arts & Commerce College, Pabal

Subject- Submission of the Feedback Analysis Reports of the Academic  
Year 2021-22

Sir,

In the academic year 2021-22, the Feedback Committee collected the feedback from various stakeholders (Students, Teachers, Alumni and Parents). The committee analyzed the feedback according to the responses received by them.

Accordingly the Feedback Committee is submitting the reports to the concern authority for further action.

Kindly accept the same and take necessary action.

A handwritten signature in blue ink, appearing to read "Sarika Bhagat".

Dr. Sarika Bhagat

A handwritten signature in blue ink, appearing to read "Shilpa Shete".

Dr. Shilpa Shete




**ANALYSIS OF THE FEEDBACK FROM STUDENTS ABOUT THE COLLEGE  
FACILITIES A.Y.2021-22**


During the academic year 2021-22, feedback was taken from the students regarding the college and the facilities available in the college. This feedback was divided into four sections. The analysis was done accordingly.

- 1) Library - 39 to 42 percent of students responded as 'Excellent' regarding library, while 22 to 28 percent of students responded as 'Very Good'. No student has responded as "poor" about the facility.
- 2) Sports - According to the feedback given by the students, 30 to 40 percent of the students responded as 'Very Excellent', 29 to 41 percent of the students responded as 'Excellent' and 20 to 28 percent of the students have remarked as "Good". No student has responded as "poor" about the facility.
- 3) Office - 34 to 42 percent students responded as 'Excellent', 20 to 40 percent students responded as 'Very good' and 20 to 25 percent students have responded as 'Good'. No student has responded as "poor" about the facility.
- 4) Others - Among others, 28 to 33 percent of students reacted as 'Excellent', 17 to 24 percent students gave as 'Very Good' and 15 to 35 percent students gave 'good' remark. No student has responded as "poor" about the facility.

The above feedback is calculated based on the average of the feedback given by the students of all the classes.

  
Dr. Sarika Bhagat

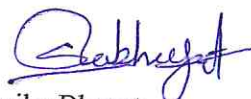
  
Dr. Shilpa Shete




## ANALYSIS OF THE FEEDBACK ABOUT TEACHERS FROM STUDENTS A.Y.2021-22

Feedback form filled by students for the academic year 2021 - 22 evaluating faculty. Based on this feedback form B. A. and B.Com. The students of these classes evaluated the teachers of all the subjects taught to them. This report has been prepared by taking the average of the total evaluation done by these students. Accordingly, the students have been evaluated in the following manner.

1. 65 to 66 percent of the students said Excellent and 29 to 32 percent students said Very Good about **punctuality and regularity**. No student has responded as "Poor" to this question.
2. Regarding **Command over the Subject**, 46 to 57 percent of the students said that it was excellent and 40 percent of the students said that it was Very Good. No student has responded as "Poor" to this question..
3. Regarding **Effectiveness in Teaching**, 52 to 65 percent of the students said that it was excellent and 35 percent of the students said that it was Very Good. No student has responded as "Poor" to this question.
4. Regarding **Completion of syllabus in Time**, 55 to 60 percent students said excellent and 40 percent students said Very Good. No student has responded as "Poor" to this question.
5. 60 percent to 70 percent of students have given feedback as excellent and 30 percent of students have given feedback as Very Good about **Teachers Knowledge about applications of the subject**. No student has responded as "Poor" to this question.
6. Regarding **Readiness for extra Lectures**, 58 to 62 percent of students have given excellent feedback and 32 percent of students have given feedback as Very Good. No student has responded as "Poor" to this question.
7. Regarding **Willingness to guide students**, 32 percent to 58 percent students have given feedback as excellent and 60 percent students have given feedback as Very Good. No student has given poor feedback.
8. Regarding **Fluency of medium**, 50 to 54 percent students have given feedback as excellent and 44 percent students have given feedback as Very Good. No student has responded as "Poor" to this question.
9. About **overall impression** 55 to 60 percent students have given feedback as excellent and 40 percent students have given feedback as Very Good. No student has responded as "Poor" to this question.
- 10) Regarding Fluency of medium, 55 to 60 percent students have given excellent feedback and 40 percent students have given 'Very Good' feedback. No student has responded as "poor" to this question.
- 11) Overall impression, despite drawbacks, if any 55 to 60 percent of students have given excellent feedback and 40 percent of students have given 'Very Good' feedback.

  
Dr. Sarika Bhagat

  
Dr. Shilpa Shete




### ANALYSIS OF THE FEEDBACK FROM TEACHERS A.Y.2021-22

The feedback form was filled by the teachers of the college during the academic years 2021-22. The analysis is as follows:

- 1) Is the curriculum design conducive to skill development and employability of students? On this question, 15% percent of the teachers responded as Strongly Agree, while 80% said Agree .While 05% of the teachers have expressed the opinion as Disagree.
- 2) Does the course taught in college improve our knowledge and attitudes? On this question, 10% of the teachers said Strongly Agree while 80% said Agree.
- 3) Are the objectives of the course properly explained? 15% of the teachers responded as strongly agree , 85% of the teachers responded as agree.
- 4) Is the curriculum taught in the college a good match between the theory and usefulness? On this question, 20% of the teachers were strongly agree 75% of the teachers were agree ,while 05% of the teachers have expressed the opinion as disagree.
- 5) On the question whether the administration in the college cooperates, 20% of the teachers strongly agree 75% of the teachers agree, and 05% of the teachers disagree.
- 6) Are the necessary facilities available in the college? On this question, 40% of the teachers strongly agree, 60% of the teachers agree, and 13% of the teachers disagree.
- 7) Are basic facilities available in 20 percent colleges? On this question, 50% of the teachers strongly agree 50% of the teachers agree and 6% of the teachers disagree.
- 8) Are the ICT facilities in the college adequate and satisfactory? On this question, 20% of the teachers strongly agree, 75% of the teachers agree, and 05% of the teachers disagree.
- 9) Are library facilities available? On this question, 40% of the teachers were strongly agree 60% of the teachers were agree.
10. Is there separate space available for college teachers? On this question, 70% of the teachers strongly agree, 30% of the teachers agree.
- 11) Does the college give full freedom to faculty to introduce new teaching techniques or strategies? On this question, 75% of the teachers remarked as strongly agree, 25% of the teachers were agree on this question.
- 12) Does the college provide adequate opportunities and support for faculty to improve their skills and qualifications? On this question, 75% of the teachers reacted as strongly agree , while the 25% as agree .

*Sarika Bhagat*  
Dr. Sarika Bhagat

*Shilpa Shete*  
Dr. Shilpa Shete

ANALYSIS OF THE FEEDBACK FROM ALUMNI A.Y.2021-22

The feedback of the alumni passed out from the college in the academic year 2021-22 was taken. The students responded as follows,

- 1) Regarding 'your opinion about the college', 51 percent students gave excellent opinion and 43.44 percent students gave good opinion.
- 2) When asked about 'the basic facilities in the college', 22 percent of the students responded as excellent and 71 percent of the students responded as good.
- 3) Regarding 'your opinion about the teachers' in the college, 50 percent students responded as excellent and 50 percent students responded as good.
- 4) When asked about canteen facilities, 51.2 percent of students responded as excellent, 41.5 percent of students responded as good, and 7.3 percent of students responded as good.
- 5) Regarding library facilities, 56.1 percent students responded as excellent and 43.9 percent students responded as good.
- 6) On the question about 'your opinion about office staff', 31.60 percent students said excellent while 65.9 percent students said good.
- 7) About the admission process 23.3 percent students said excellent while 65.9 percent students said good.
- 8) 31.7 percent of the students gave excellent and 61 percent of students answered as good when asked about the overall evaluation of the college.
- 9) 36.6 percent of the students answered that the guidance received from the college was excellent and 53.7 percent of the students answered that it was good.
- 10) Guidance received from teachers 61 percent students have given feedback as excellent and 39 percent students have given feedback as good.
- 11) About the role of college in personality development, 31.7 percent of students gave excellent opinion and 63.4 percent of students gave good opinion.

Apart from this the college is very good. The teachers here are good. It has good facilities and offers various scholarships. Similar opinions are also seen by the students.

  
Dr. Sarika Bhagat

  
Dr. Shilpa Shete



### Parent Feedback Report 21-22

In the Academic Year 2021-22 total 82 parents filled the feedback form by Online mode. In this feedback parents noted following important points.

- 1) Administrative staff should cooperate.
- 2) Administrative staff should stay full time.
- 3) Books on various subjects should available in the library.
- 4) Bus facility should be available to the college.
- 5) There are many difficulties while taking online Lectures. Such as network connectivity. Lectures should be taken bu offline mode.
- 6) Clean drinking water facility should be available.
- 7) Apart from regular education, different courses should also be available in the college.

A handwritten signature in blue ink, appearing to read "Sarika Bhagat".

Dr. Sarika Bhagat

A handwritten signature in blue ink, appearing to read "Shilpa Shete".

Dr. Shilpa Shete